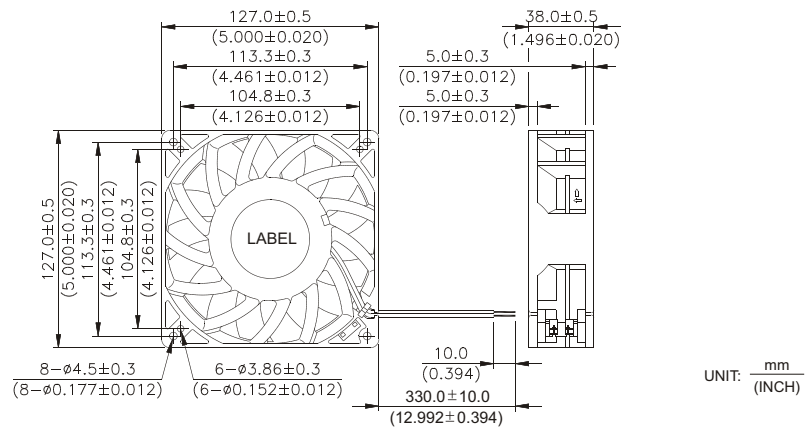


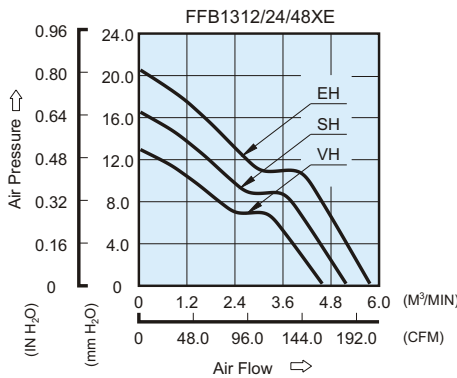
# FFB 127 x 127 x 38 MM SERIES

## DIMENSIONS DRAWING

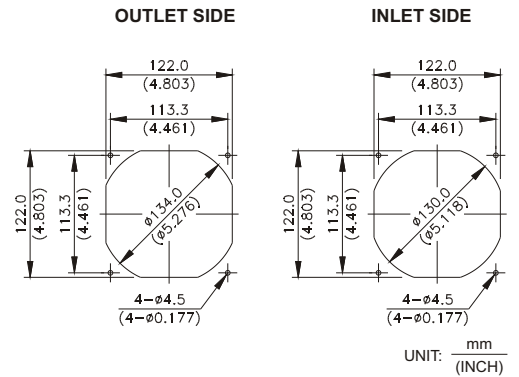


- \* Bearing Type  
Ball Bearings
- \* Material  
Impeller & Frame : Plastic (UL 94V-0)
- \* Lead Wires :  
UL 1007 AWG #24 OR Equivalent  
Red Wire Positive (+)  
Black Wire Negative (-)
- \* Weight : 470g (16.58 oz)

## P & Q CURVE (AT RATED VOLTAGE)



## MOUNTING PANEL CUTOUT



MODEL		Rated Voltage	Operating Voltage Range	Rated Current	Rated Input Power	Speed	Maximum Air Flow		Maximum Air Pressure		Noise
PART NO.	FUNCTION	VDC	VDC	Amp	Watt	R.P.M.	m <sup>3</sup> /min	CFM	mmH <sub>2</sub> O	IN H <sub>2</sub> O	dB-A
FFB1312VHE	-R00 / -F00	12	7.0 to 13.2	1.32	15.84	3050	4.531	160.01	12.80	0.504	53.0
FFB1324VHE	-R00 / -F00	24	14.0 to 26.4	0.60	14.40						
FFB1348VHE	-R00 / -F00	48	28.0 to 53.0	0.33	15.84						
FFB1312SHE	-R00 / -F00	12	7.0 to 13.2	1.85	22.20	3450	5.097	180.00	16.30	0.642	56.5
FFB1324SHE	-R00 / -F00	24	14.0 to 26.4	0.84	20.16						
FFB1348SHE	-R00 / -F00	48	28.0 to 53.0	0.45	21.60						
FFB1312EHE	-R00 / -F00	12	8.5 to 13.2	2.74	32.88	3850	5.664	200.02	20.30	0.799	59.5
FFB1324EHE	-R00 / -F00	24	14.0 to 26.4	1.20	28.80						
FFB1348EHE	-R00 / -F00	48	28.0 to 53.0	0.67	32.16						

- \* Function type is optional.
- \* The max. air flow and the speed are measured in free air ; max. air pressure is measured at zero air flow.
- \* Noise is measured in anechoic chamber in free air, one meter from intake side.
- \* All readings are typical values at rated voltage.
- \* Specifications are subject to change without notice.